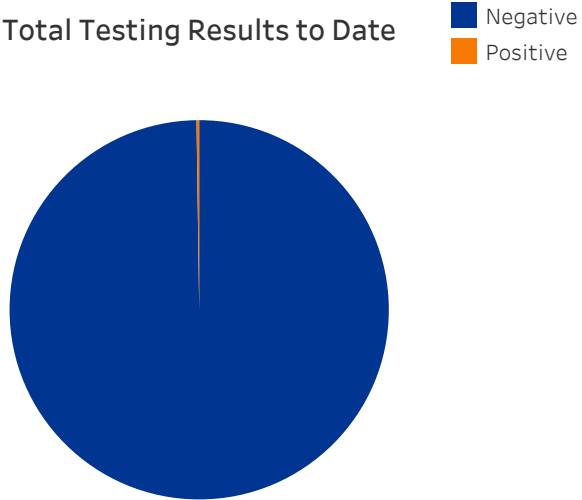


Total Testing Results to Date



Negative		Positive		Total	
14,061	99.79%	30	0.21%	14,091	100.00%

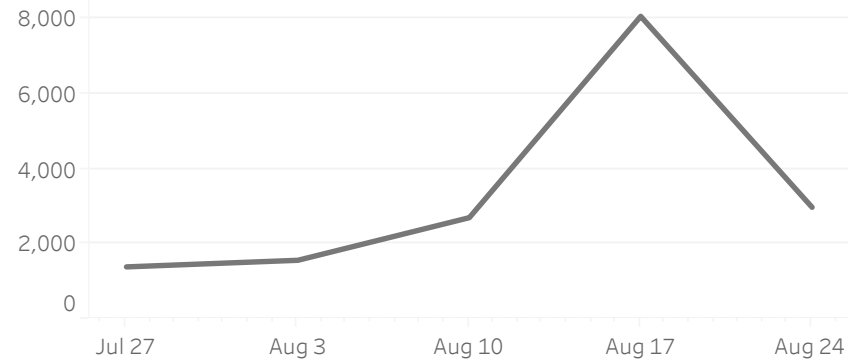
Testing Results by Population

	Negative		Positive	
Student	7,585	99.83%	13	0.17%
Faculty	1,207	99.75%	3	0.25%
Staff	4,295	99.68%	14	0.32%
Contractor	556	100.00%		
Other	418	100.00%		
Grand Total	14,061	99.79%	30	0.21%

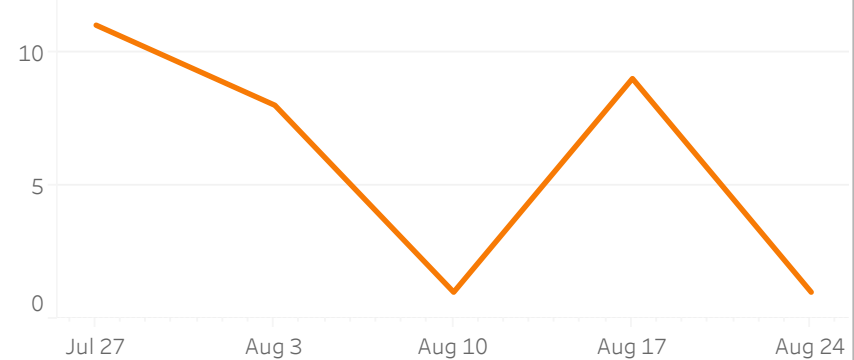
Testing Results by Location

	Negative		Positive	
UNH Durham	11,033	99.76%	26	0.24%
UNH Law	745	99.73%	2	0.27%
UNH Manchester	356	100.00%		
Other	1,927	99.90%	2	0.10%
Grand Total	14,061	99.79%	30	0.21%

Total Weekly Tests to Date



Weekly Positive Cases Reported



*Weeks beginning August 17 and August 24 are not complete as new results/tests are still being reported.

Dashboard includes cumulative test results reported to date by ConvenientMD and Quest Diagnostics since testing began on 7/29/2020. Total weekly test figures consist of all test results reported including positive, negative, inconclusive and pending statuses. Data updated as of 8/26/2020 at 6:00 pm.