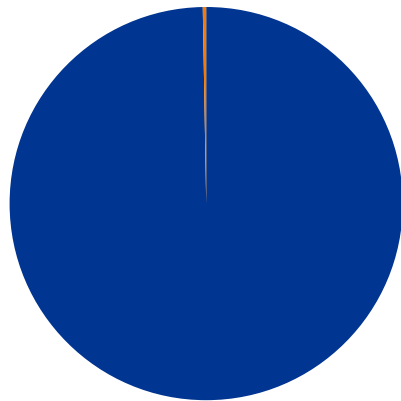


COVID-19 - UNH Pre-Arrival Testing Status

Data as of:
08/22/2020 8:00 PM

Total Testing Results to Date



■ Negative
■ Positive

Negative		Positive		Total	
8,509	99.73%	23	0.27%	8,532	100.00%

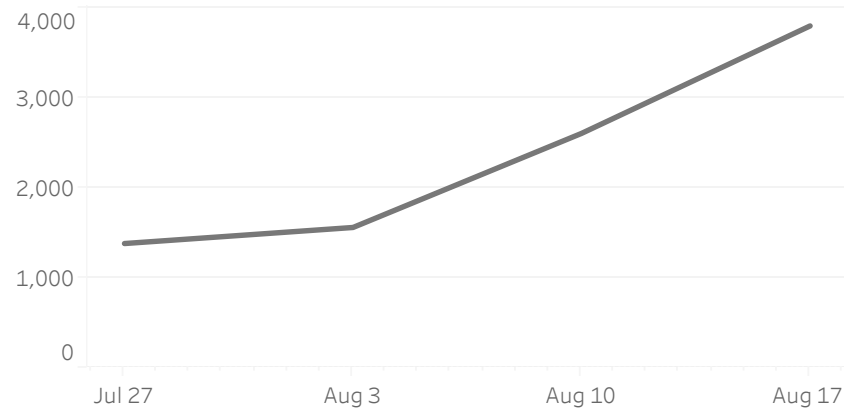
Testing Results by Population

	Negative		Positive	
Student	2,958	99.73%	8	0.27%
Faculty	944	99.68%	3	0.32%
Staff	3,793	99.68%	12	0.32%
Contractor	449	100.00%		
Other	365	100.00%		
Grand Total	8,509	99.73%	23	0.27%

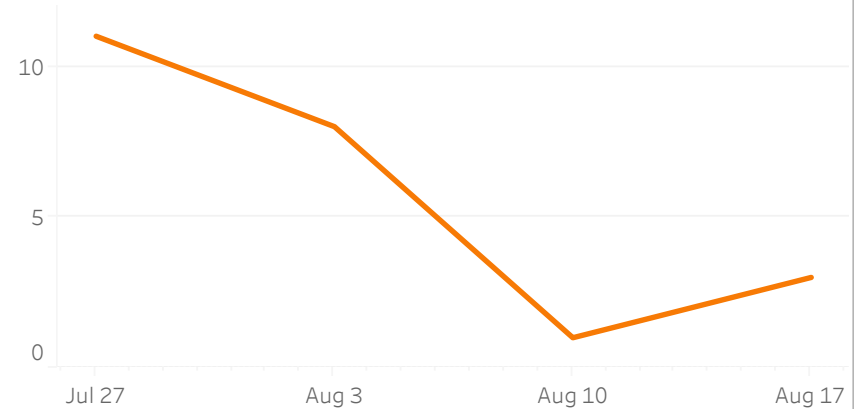
Testing Results by Location

	Negative		Positive	
UNH Durham	7,082	99.73%	19	0.27%
UNH Law	638	99.69%	2	0.31%
UNH Manchester	261	100.00%		
Other	528	99.62%	2	0.38%
Grand Total	8,509	99.73%	23	0.27%

Total Weekly Tests to Date



Weekly Positive Cases Reported



* Week beginning August 17 is not complete as new results/tests are still being reported.