

Here's How the Process Works - Screen Shots

The screenshot shows a web application interface for housing selection. At the top, there is a navigation bar with links: Housing Applications, Housing Employment, Update Contact Information, Meal Plans, and Log Out. Below the navigation bar is a progress indicator with eight steps: Welcome to Wakecat Country!, Room and Board Agreement, Contact Information, Roommate Matching Questions, Roommate Group, **Basement Hall/Room Selection** (highlighted with a red box), Meal Plan Apartments and Bedrock, Emergency / Missing Contact Information, and Summary. Below the progress indicator, the text reads "Initial Selection" and "Staying between 8/25/2019 and 5/15/2020 for Term: 2019-20 Academic Year". The main content area displays a grid of nine housing options, each with a photo, a title, a description, and a "SELECT" button.

| Housing Option | Description |
|-----------------|--|
| Adams Tower | 4TV is just minutes away from the Whitmore Center and Paul College. All rooms are large triples or quads with their own beds and floor-to-ceiling windows overlooking wooded, campus area. |
| Congreve Hall | Living in Congreve will put you in the center of the UNH campus. Steps away from recreation facilities and academic buildings. As a resident you will enjoy the diverse population, kitchen facilities, the awesome lounges, and hanging with friends. |
| Devine Hall | As part of the Upper Quad Halls, Devine Hall is close to classes, HoCo (Holloway Commons), Memorial Union Building (MUB) and connected to Hitchcock and Randall Halls. |
| Eaton House | Eaton House is located toward a quieter side of campus and close to College Woods, where you have a great backdrop for your own creative processes. Home to students who enjoy the creative art process, residents in Eaton House enjoy the small, vibrant and eclectic community. |
| Engelhardt Hall | Engelhardt is a small hall on campus, making it easy to get to know everyone in the building. This hall is home to students with a variety of interests, hobbies and academic majors. |
| Fairchild Hall | Fairchild houses domestic students who want a rich and diverse cultural experience and citizens of countries around the world. Approximately 1/3 of the students are international students. |
| Gibbs Hall | In Gibbs, you will live in a small tight-knit community called "The Clubhouse". Focusing on sports, fitness, and wellness, the Gibbs staff and Hall Council provide residents opportunities for this active community to get |
| Haaland Hall | Haaland Hall houses students from a diverse array of backgrounds. It is home to many engineering students due to its proximity to the Engineering school in Kingsbury Hall. Haaland houses singles, doubles, triples, and in four and |
| Hill House | Located right near College Woods and surrounded by plenty of great trees for hammocking or slacklining, Hill House is a great environment for all sorts of fun outdoor experiences. |

Initial Selection Landing Page

If you have completed your application and formed your group, once you login at/after their timeslot/RAC time, you will land on this page.

**STUDENTS SELECT
HALL/APARTMENT
WHERE THEY WANT
TO LIVE**

[Housing Applications](#)
[Housing Employment](#)
[Update Contact Information](#)
[Meal Plans](#)
Log Out

[Welcome to Wildcat Country!](#)
[Room and Board Agreement](#)
[Contact Information](#)
[Roommate Matching Questions](#)
[Roommate Groups](#)
[Between Hall Room Selection](#)
[Meal Plan Apartments and Babcock](#)
[Emergency / Missing Contact Information](#)
[Summary](#)

Room List

Room Types

- Built Up Triple
- Double
- Single
- Triple

Areas

- URH Area 2










Locations

- Adams Tower
- Congress Hall
- DeWitt Hall
- Eaton House
- Engelhardt Hall
- Johnson Hall

Suites/Rooms

- Suite 102
- Suite 105
- Suite 106
- Suite 107
- Suite 108
- Suite 109
- Suite 110

Staying between 8/29/2019 and 5/16/2020 for Term: 2019-20 Academic Year

| | | |
|--|---|--|
|  <p>Gibbs 100</p> <p>1 BR **Room Type **Single DynamicGender</p> <p>Gibbs Hall URH Area 2</p> <p>Theme The Valley - Clubhouse(Gibbs, Small Hall)</p> <p>Show Room Info</p> <p>ADD TO CART</p> |  <p>Gibbs 103</p> <p>2 BR **Room Type **Built Up Triple DynamicGender</p> <p>Gibbs Hall URH Area 2</p> <p>Theme The Valley - Clubhouse(Gibbs, Small Hall)</p> <p>Show Room Info</p> <p>ADD TO CART</p> |  <p>Gibbs 105</p> <p>2 BR **Room Type **Double DynamicGender</p> <p>Gibbs Hall URH Area 2</p> <p>Theme The Valley - Clubhouse(Gibbs, Small Hall)</p> <p>Show Room Info</p> <p>ADD TO CART</p> |
|  <p>Gibbs 107</p> <p>2 BR **Room Type **Double DynamicGender</p> <p>Gibbs Hall URH Area 2</p> <p>Theme The Valley - Clubhouse(Gibbs, Small Hall)</p> <p>Show Room Info</p> <p>ADD TO CART</p> |  <p>Gibbs 108</p> <p>2 BR **Room Type **Double DynamicGender</p> <p>Gibbs Hall URH Area 2</p> <p>Theme The Valley - Clubhouse(Gibbs, Small Hall)</p> <p>Show Room Info</p> <p>ADD TO CART</p> |  <p>Gibbs 109</p> <p>2 BR **Room Type **Double DynamicGender</p> <p>Gibbs Hall URH Area 2</p> <p>Theme The Valley - Clubhouse(Gibbs, Small Hall)</p> <p>Show Room Info</p> <p>ADD TO CART</p> |
|  <p>Gibbs 110</p> <p>2 BR **Room Type **Double DynamicGender</p> <p>Gibbs Hall URH Area 2</p> <p>Theme The Valley - Clubhouse(Gibbs, Small Hall)</p> <p>Show Room Info</p> <p>ADD TO CART</p> |  <p>Gibbs 113</p> <p>2 BR **Room Type **Double DynamicGender</p> <p>Gibbs Hall URH Area 2</p> <p>Theme The Valley - Clubhouse(Gibbs, Small Hall)</p> <p>Show Room Info</p> <p>ADD TO CART</p> |  <p>Gibbs 114</p> <p>1 BR **Room Type **Single DynamicGender</p> <p>Gibbs Hall URH Area 2</p> <p>Theme The Valley - Clubhouse(Gibbs, Small Hall)</p> <p>Show Room Info</p> <p>ADD TO CART</p> |

[Previous](#)
1
2
3
4
5
6
7
[Next](#)

Room Gender Key:
 * Female
 * Male
 * Dynamic - All Female or All Male
 * Gender inclusive - Any combination

GO BACK - START OVER

Rooms List Page

This page will show all rooms you are eligible for based on gender and hall selection.

It does not mask on group size. However, it WILL NOT let you under or over assign a room.

FOR INSTANCE: you cannot successfully assign 3 students to a 4 person apartment or suite. Nor can you successfully assign one student to a double room, unless it's during the random roommate process.

The Room List filtering option check boxes allows additional ways to filter and see additional spaces without having to go "back"

When the "perfect" space is found

ADD TO CART

Housing Applications Housing Employment Update Contact Information Meal Plans 09:30 Log Out

Welcome to Wildcat Country: Room and Board Agreement: Contact Information: Roommate Matching Questions: Roommate Groups: Between Hall Room Selection: Meal Plan Apartments and Tabcock: Emergency / Missing Contact Information: Summary

Assign Beds

Select which room each group member will occupy.
All bed spaces must be filled in order to continue.

My Room

Web Name: ChristinaR
Full Name: Christina Rowland
Age: 44
Gender: Female

Select Bed

GO BACK ASSIGN BEDS

Assign Beds

Use the drop down to put group members in bed spaces.

ASSIGN BEDS

If student group **underfills** the room's capacity, the group leader will get an **ALERT** saying the group needs more people and **THEY CANNOT PROCEED**

If their group **overfills** the space, the group leader will get an **ALERT** and **THEY WILL BE STOPPED**

10 Housing Applications Housing Employment Update Contact Information Meal Plans Log Out

Welcome to Wildcat Country! Room and Board Agreement Contact Information Roommate Matching Questions Meal Plan Residence Halls Emergency / Missing Contact Information Summary

Meal Plan Residence Halls

Add Meal Plan Info

Unlimited Meal Plans

UNH Dining offers convenient meal plans that provide great value, allowing students to eat at any dining hall, any time of the day (during regular hours), as many times as they want. Take a look at the brief outline of UNH's unlimited meal plan options. Each plan features "Meals to Go" (takeout meals available from any dining hall) and "Meal Exchanges" which can be used in the Union Food Court as an alternative to eating in the dining halls during peak lunch hours.

Students living in residence halls must choose from one of the unlimited plans. To see current year prices and to find out more information about dining plans, visit UNH Dining.

| Core Plan | Campus Plan | Premium Plan |
|---------------------------------|----------------------------------|----------------------------------|
| Unlimited meals in dining halls | Unlimited meals in dining halls | Unlimited meals in dining halls |
| 2 guest passes | 6 guest passes | 10 guest passes |
| 8 Meals to Go or Meal Exchanges | 16 Meals to Go or Meal Exchanges | 32 Meals to Go or Meal Exchanges |
| | \$200 Dining Dollars | \$300 Dining Dollars |

Fall Semester 2019:

Core Plan

SAVE & CONTINUE

Choose Dining Plan

Use the drop down to

PICK A MEAL PLAN

SAVE & CONTINUE

10 Housing Applications Housing Employment Update Contact Information Meal Plans Log Out

Welcome to Wildcat Country! Room and Board Agreement Contact Information Roommate Matching Questions Meal Plan Residence Halls Dining Dollars Emergency / Missing Contact Information Summary

Dining Dollars

Dining Dollars are debit dollars that can be used at all dining locations. Dining Dollars can be used at most vending machines as well as Dunkin' Donuts®, online and mobile orders. Receive a 5% discount at the register with Dining Dollars at most UNH on-campus locations! Would you like additional dining dollars?

Note: Selecting Dining Dollars on this page will add more to your account and the new charge will appear on your wildcat account. This is also in addition to any Dining Dollars included with your Campus (\$200) or Premier (\$300) Unlimited plans.

Add Dining Dollars

None

SAVE & CONTINUE

Choose Dining Dollars

Use the drop down to

SELECT DINING DOLLARS OPTIONS

SAVE & CONTINUE

10

Housing Applications Housing Employment Update Contact Information Meal Plans Log Out

Welcome to Wildcat Country! Room and Board Agreement Contact Information Roommate Matching Questions Meal Plan Residence Halls Dining Dollars **Emergency / Missing Contact Information** Summary

✓ ✓ ✓ ✓ ✓ ✓ **○** ●

Emergency / Missing Contact Information

Emergency Contact

In the event of an emergency, this contact person should be someone who could respond to assist staff with your safety or well-being and is typically a family member (all fields required).

Emergency Contact Name

Emergency Contact Relationship

Emergency Contact Email

Emergency Contact Phone

Emergency Contact Mobile/Cell Phone

Missing Person Contact

Students living in on-campus student housing facilities now have the option to identify a Missing Person Contact. Your Missing Person Contact gets notified in the event that you are determined to be missing. This information will remain confidential and is made available only to authorized campus officials and law enforcement officers in furtherance of a missing person investigation.

Note: If you are less than 18 years of age and not emancipated, your custodial parent or guardian will be notified in the case that you are missing. Custodial parent/guardian notification will occur in addition to notification of the Missing Person Contact, if the Missing Person Contact is someone other than a custodial parent/guardian.

For anyone living in on-campus student housing facilities who elects not to identify a Missing Person Contact, the Primary Emergency Contact gets notified in the event that you are determined to be missing. Also local law enforcement are notified. The University of New Hampshire immediately refers official missing student reports to the University of New Hampshire Police Department or the applicable local law enforcement agency.

Missing Person Name

Missing Person Relationship

Missing Person Address

Missing Person Email

Missing Person Primary Phone

Missing Person Secondary Phone

SAVE & CONTINUE

Emergency/Missing Contact Information

EMERGENCY CONTACT INFORMATION IS REQUIRED

MISSING PERSON CONTACT IS OPTIONAL

SAVE & CONTINUE

10
 Housing Applications Housing Employment Update Contact Information Meal Plans Log Out

Welcome to Wildcat Country! Room and Board Agreement Contact Information Roommate Matching Questions Meal Plan Residence Halls Dining Dollars Emergency / Missing Contact Information Summary

Summary

Thank you for completing the re-application and room selection. You started your application for 2019-20 Academic Year on 02/01/2019, have a room reservation for Fairchild 228-1, and have signed the contract as of 02/01/2019. Your application is complete as of 02/20/2019.

Booking Summary

Room: Fairchild 228-1
 Room Type: Single
 Location: Fairchild Hall

| First Name | Last Name | Bed | Contact |
|------------|-----------|-----------------|------------------------------|
| Christina | Rowland | Fairchild 228-1 | Send Message |

Meal Plan

For 2019-20 Academic Year you have selected Core Plan. If you wish to change your meal plan you can return to the Meal Plan selection page.

You're Done!

Thanks for choosing UNH Housing and Residential Life. We'll be in contact with more information as we get closer to the start of the semester.

Summary Page

All group members will get an email with assignment information.

Other group members should go into their own housing application and choose a meal plan and complete their contact information as well.

Wed 2/20/2019 1:54 PM
 UNH Housing <housing.office@unh.edu>
 UNH Housing - New Assignments

Hi Rowland, Christina

[View Maps](#) [Get more info](#)

Caution - External Email

Hello Christina,

Your room selection has been made! Please re-visit your application to select a meal plan, view your roommates and room assignment information.

Thank you for choosing UNH Housing!

UNH Dept. of Housing 10 Academic Way Durham, NH
Housing.Office@unh.edu 603-862-2120