



Enrolling In A Payment Plan



University of
New Hampshire

Enrolling In A Payment Plan

1. Log into Webcat or Parent Portal*

a) In Webcat, under “Billing” tab, click “View Account/Pay Bill”

b) In Parent Portal, click “Account Summary”

*Contact the IT Helpdesk for assistance with your log in, or if you have forgotten your password (603-862-4242)



University of
New Hampshire

Sign Out | Help



Find a page...

Home

Admissions

Personal Information

Registration

Student Records

WebTailor Administration

Financial Aid

Billing

Parent Portal

View your account/Pay Bill

Request Refund

Welcome to the University of New Hampshire WEBCAT System!




University of
New Hampshire

Enrolling In A Payment Plan

2. Click “Make One-time Payment to UNH/
Setup Monthly Payment Plan”


[Make One-time Payment to UNH / Setup Monthly Payment Plan](#)

[Request Direct Deposit Refund to Student](#)



Enrolling In A Payment Plan

3. Click “Payment Plan”



 **University of New Hampshire**

Message Board

Payment Profiles

Authorize Payers

User Preferences

Transaction History

Payment Plan

Messages

Message Board

Welcome to the *QuikPAY*[®] system.

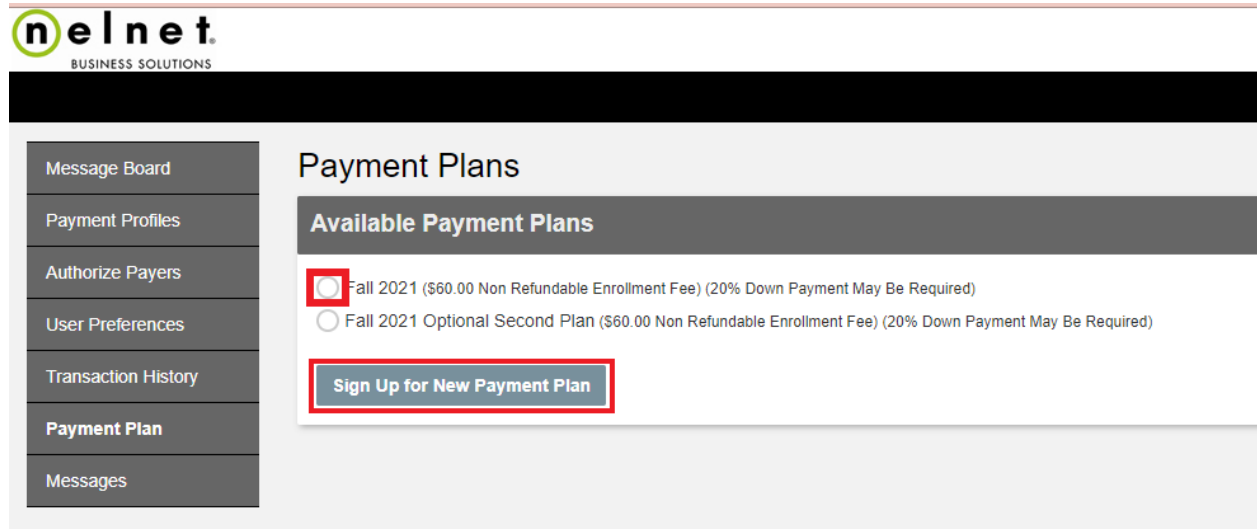
Select Payment Plan from the column at left.

QuikPAY[®] also offers context-sensitive help. Simply click on the question mark next to a field to get help.



Enrolling In A Payment Plan

4. Select semester plan and click “Sign Up for New Payment Plan”



The screenshot displays the nelnet Business Solutions interface. On the left is a navigation menu with the following items: Message Board, Payment Profiles, Authorize Payers, User Preferences, Transaction History, Payment Plan, and Messages. The main content area is titled "Payment Plans" and contains a sub-section "Available Payment Plans". Two radio button options are listed: "Fall 2021 (\$60.00 Non Refundable Enrollment Fee) (20% Down Payment May Be Required)" and "Fall 2021 Optional Second Plan (\$60.00 Non Refundable Enrollment Fee) (20% Down Payment May Be Required)". The first option is selected. Below the options is a button labeled "Sign Up for New Payment Plan", which is highlighted with a red rectangular box.



Enrolling In A Payment Plan

5. Adjust your payment plan by adjusting the available fields, then click “Continue”

nelnet.
BUSINESS SOLUTIONS

Rachael A. Del Greco

Message Board
Payment Profiles
Authorize Payers
User Preferences
Transaction History
Payment Plan
Messages

Budget Worksheet

Use Additional Anticipated Charges and/or Additional Anticipated Credits fields to adjust your payment plan balance.

Fall 2021

Charges	Values	Credits	Values
Account Balance	<input type="text" value="19,144.26"/>	Pending Financial Aid	<input type="text" value="0.00"/>
Additional Anticipated Charges	<input type="text" value="0.00"/>	Other Pending Items	<input type="text" value="0.00"/>
		Additional Anticipated Credits	<input type="text" value="0.00"/>

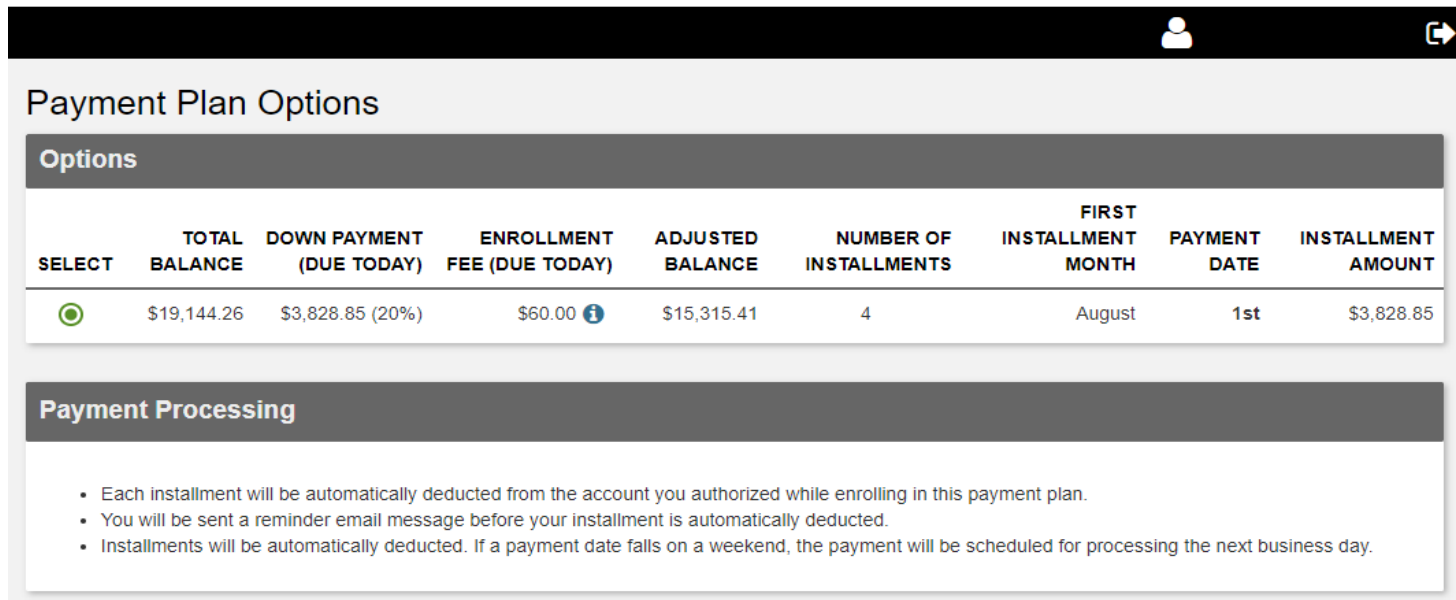
Payment Plan Balance 19,144.26

Your budget will not automatically update if your UNH bill changes. Please monitor your UNH account through Webcat or Parent Portal.



Enrolling In A Payment Plan

6. Review your payment plan



Payment Plan Options

Options

SELECT	TOTAL BALANCE	DOWN PAYMENT (DUE TODAY)	ENROLLMENT FEE (DUE TODAY)	ADJUSTED BALANCE	NUMBER OF INSTALLMENTS	FIRST INSTALLMENT MONTH	PAYMENT DATE	INSTALLMENT AMOUNT
<input checked="" type="radio"/>	\$19,144.26	\$3,828.85 (20%)	\$60.00 ⓘ	\$15,315.41	4	August	1st	\$3,828.85

Payment Processing

- Each installment will be automatically deducted from the account you authorized while enrolling in this payment plan.
- You will be sent a reminder email message before your installment is automatically deducted.
- Installments will be automatically deducted. If a payment date falls on a weekend, the payment will be scheduled for processing the next business day.



Enrolling In A Payment Plan

7. Select a security question and answer

Security

Security Question:

Security Answer:

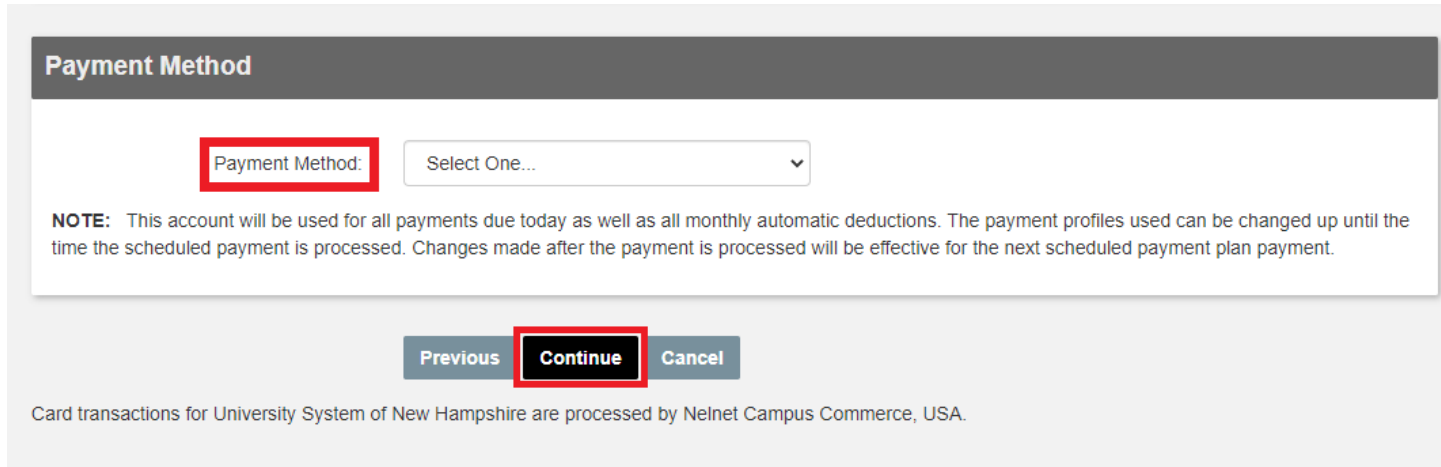
(The Security Answer can only contain letters, numbers, spaces and common punctuation/symbols.)

Why is this information being collected? Since this payment plan is administered by Nelnet Campus Commerce, when you call to inquire about your Payment Plan you may be required to provide the answer you enter here to verify you are the plan's responsible party.



Enrolling In A Payment Plan

8. Select a payment method and click “Continue”



Payment Method

Payment Method:

NOTE: This account will be used for all payments due today as well as all monthly automatic deductions. The payment profiles used can be changed up until the time the scheduled payment is processed. Changes made after the payment is processed will be effective for the next scheduled payment plan payment.

[Previous](#) [Continue](#) [Cancel](#)

Card transactions for University System of New Hampshire are processed by Nelnet Campus Commerce, USA.

9. Follow remaining prompts to complete payment plan setup

