

WMUR / GRANITE STATE POLL THE UNIVERSITY OF NEW HAMPSHIRE

NH 1ST DISTRICT RACE CLOSE, HODES LEADS IN 2ND DISTRICT

By: Andrew E. Smith, Ph.D. 603/862-2226
andrew.smith@unh.edu 603/862-3877
www.unh.edu/survey-center

FOR RELEASE
September 24, 2008

DURHAM, NH – The races for New Hampshire’s two Congressional seats are heating up with Republican Jeb Bradley holding a narrow lead in the 1st District and Democrat Paul Hodes holding a wider lead in the Second District.

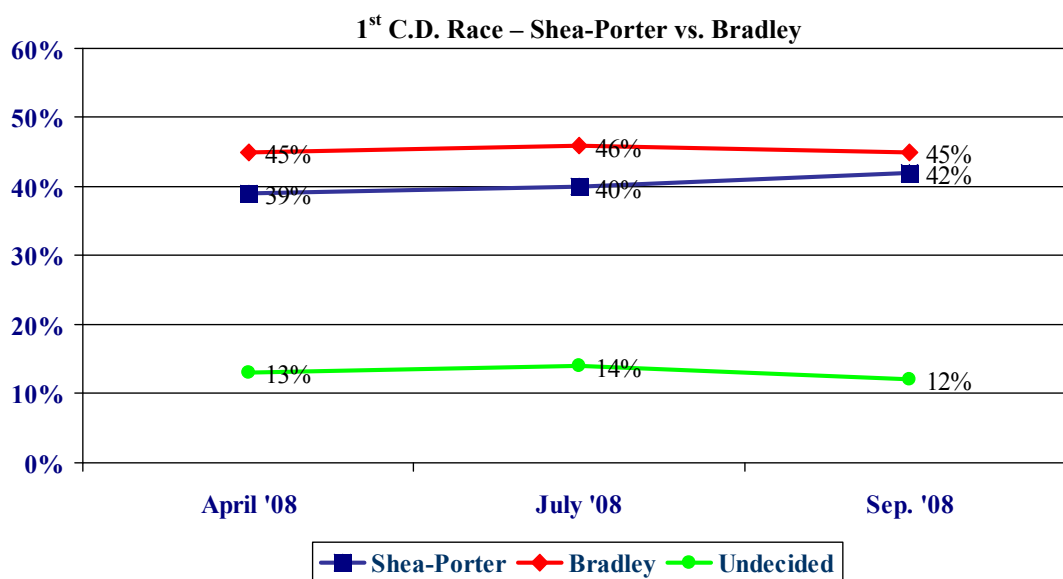
These findings are based on the latest **WMUR / Granite State Poll**,* sponsored by WMUR-TV and conducted by the University of New Hampshire Survey Center. Five hundred fifty (550) randomly selected New Hampshire adults were interviewed by telephone between September 14 and September 21, 2008. The margin of sampling error for the survey is +/- 4.2%. Included was a subsample of 523 likely November voters (margin of sampling error, +/-4.3%). Two hundred fifty-two (252) likely voters lived in New Hampshire’s 1st Congressional District (margin of sampling error = +/-6.2%) and 271 lived in the 2nd District (margin of sampling error = +/-6.0%).

NH 1st District

In a rematch of their 2006 race, incumbent Democrat Carol Shea-Porter is trailing the man she defeated in 2006, Republican Jeb Bradley. Six weeks before the election, 45% of likely voters in the 1st District say they will vote for Bradley, 42% say they will vote for Shea-Porter, 1% prefer some other candidate and 12% are undecided. This race has narrowed slightly since July when Bradley held a 46% to 40% advantage. And while both Shea-Porter and Bradley hold 84% of their partisans, Bradley holds a slim 40% to 32% lead among 1st District independents.

Bradley runs strongest among Republicans, conservatives, and regular church goers. Shea-Porter gets her strongest support from Democrats, liberals, divorced and single voters, non-religious voters, and young voters

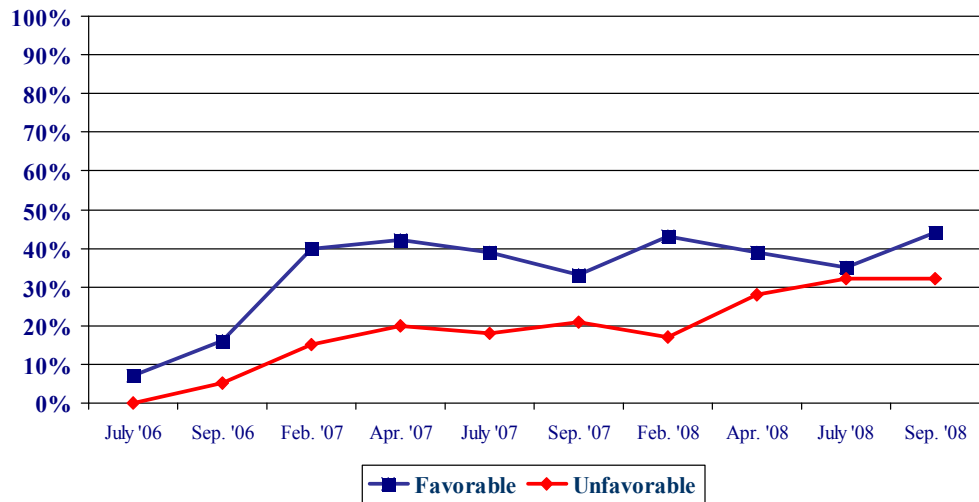
There is a significant gender gap in this race with Bradley leading by 52% to 33% among men and Shea-Porter leading by 50% to 39% among women.



* We ask that this copyrighted information be referred to as the *WMUR Granite State Poll*, sponsored by WMUR-TV and conducted by the University of New Hampshire Survey Center.

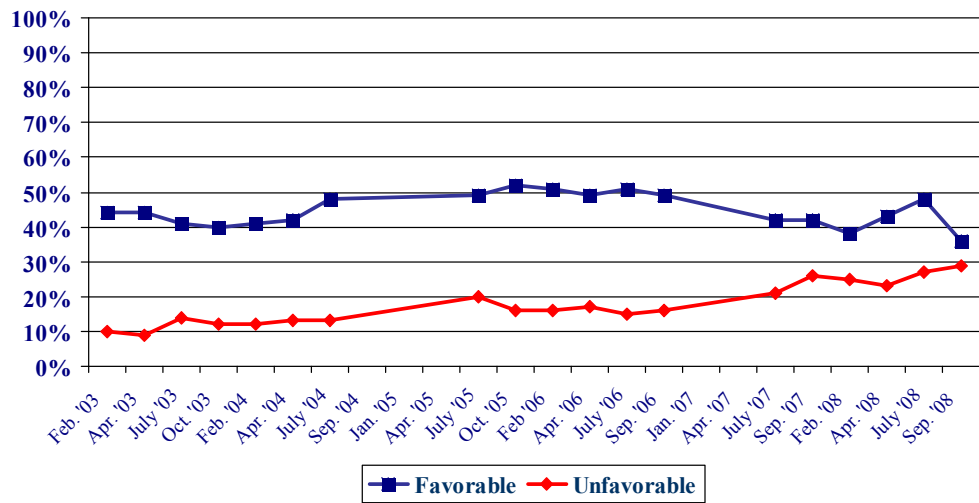
Shea-Porter is viewed favorably by 44% of 1st District voters, 31% have an unfavorable opinion of her, 5% are neutral, and 20% say they don't know enough about her to say. Shea-Porter's net favorability rating is +13%, up from +3% in July but down from +26% in February.

Favorability Ratings – Carol Shea-Porter NH 1st District



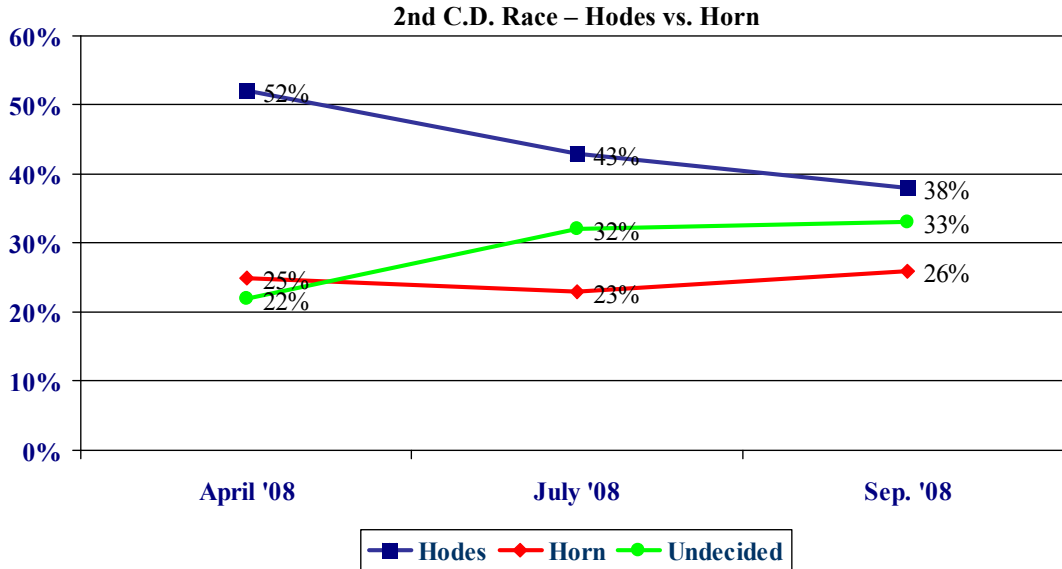
Currently, 36% of 1st District voters have a favorable opinion of Bradley, 29% have an unfavorable opinion of him, 14% are neutral and 21% don't know enough about him to say. Bradley's net favorability rating in the 1st District has plummeted to +7% from +21% in July. "The hard fought primary battle between Bradley and John Stephen has hurt Bradley," said UNH Survey Center Director Andrew Smith.

Favorability Ratings – Jeb Bradley NH 1st District



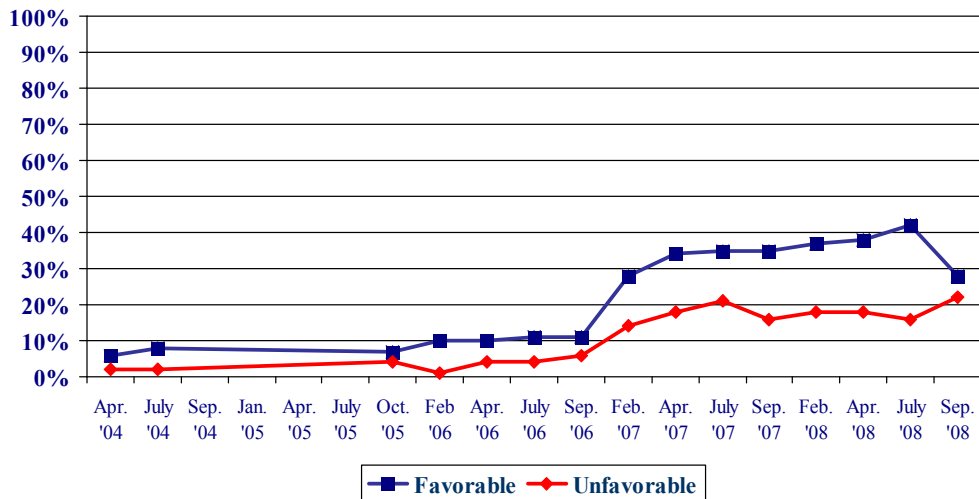
NH 2nd District

In the 2nd Congressional District, incumbent Paul Hodes leads his Republican challenger, Jennifer Horn, but many voters remain undecided as both candidates are not well known in the District. Hodes currently gets the support of 38% of 2nd District voters, 26% favor Horn, 2% favor some other candidate, and 33% remain undecided. Hodes led Horn by 43% to 23% in the July Granite State Poll



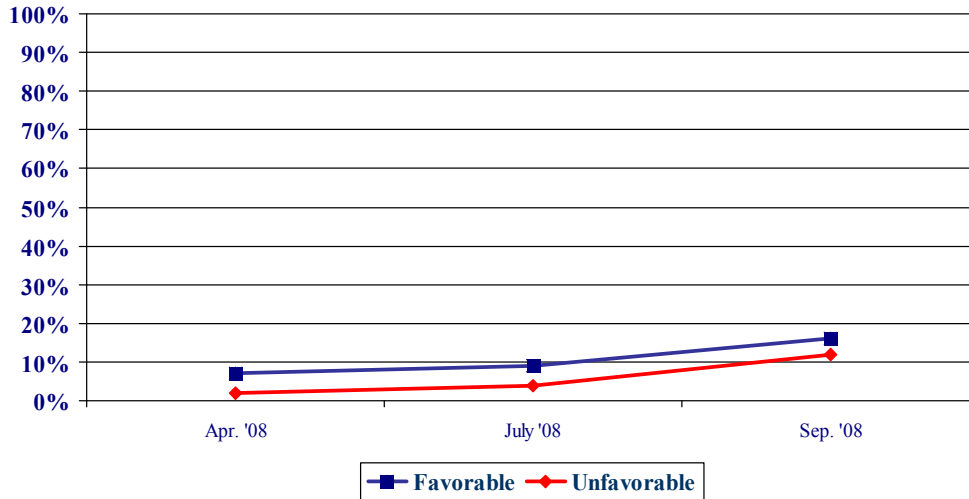
Hodes appears to have been hurt by the criticism he has received from the four Republicans vying for the nomination in the 2nd District. Currently, only 28% of 2nd District residents say they have a favorable opinion of Hodes, 22% have an unfavorable opinion of him, 10% are neutral, and 40% say they know too little about him to say. Hodes' net favorability rating is +6%, down significantly from +26 percent in July.

Favorability Ratings – Paul Hodes NH 2nd District



Horn remains largely unknown in the 2nd District. Only 16% of 2nd District voters have a favorable opinion of Horn, 12% have an unfavorable opinion of her, 7% are neutral, and 65% don't know enough about her to say. Horn's net favorability rating is +4%.

Favorability Ratings – Jennifer Horn NH 2nd District



Granite State Poll Methodology

These findings are based on the latest **WMUR / Granite State Poll**, sponsored by WMUR-TV and conducted by the University of New Hampshire Survey Center. Five hundred fifty (550) randomly selected New Hampshire adults were interviewed by telephone between September 14 and September 21, 2008. The margin of sampling error for the survey is +/-4.2 percent. Included was a subsample of 523 likely November voters (margin of sampling error, +/- 4.3%). Results reported for other subgroups have potential for somewhat larger variation than those for the entire population. Two hundred fifty-two (252) likely voters lived in New Hampshire's 1st Congressional District (margin of sampling error = +/-6.2%) and 271 lived in the 2nd District (margin of sampling error = +/-6.0%).

The data have been weighted to adjust for numbers of adults and telephone lines within households, respondent sex, and region of the state. In addition to potential sampling error, all surveys have other potential sources of non-sampling error including question order effects, question wording effects, and non-response.

Favorability Rating – U.S. Representative Carol Shea-Porter - NH 1st District

"Next, I'd like to get your overall opinion of some people in the news. As I read each name, please say if you have a favorable or unfavorable opinion of this person - or if you have never heard of him or her. Congresswoman Carol Shea-Porter"

<u>1st C.D.</u>	<u>Favorable</u>	<u>Neutral</u>	<u>Unfavorable</u>	<u>Don't Know</u>	<u>(N)</u>
Sep. '08	44%	5%	31%	20%	(251)
July '08	35%	9%	32%	24%	(235)
Apr. '08	39%	12%	28%	21%	(251)
Feb. '08	43%	13%	17%	26%	(267)
Sept. '07	33%	17%	21%	29%	(228)
July '07	39%	15%	18%	28%	(252)
Apr. '07	42%	15%	20%	24%	(251)
Feb. '07	40%	17%	15%	28%	(248)
Sept. '06	16%	14%	5%	65%	(266)
July '06	7%	7%	0%	86%	(256)

Favorability Rating – Former U.S. Representative Jeb Bradley - NH 1st District

"Next, I'd like to get your overall opinion of some people in the news. As I read each name, please say if you have a favorable or unfavorable opinion of this person - or if you have never heard of him or her. Former U.S. Representative Jeb Bradley."
(Respondents were asked about U.S. REPRESENTATIVE Jeb Bradley from February 2003 to September 2006.)

<u>1st C.D.</u>	<u>Favorable</u>	<u>Neutral</u>	<u>Unfavorable</u>	<u>Don't Know</u>	<u>(N)</u>
Sep. '08	36%	14%	29%	21%	(251)
July '08	48%	8%	27%	17%	(235)
Apr. '08	43%	19%	23%	16%	(251)
Feb. '08	38%	16%	25%	21%	(267)
Sept. '07	42%	17%	26%	15%	(228)
July '07	42%	14%	20%	23%	(253)
Sept. '06	49%	16%	18%	17%	(265)
July '06	51%	13%	15%	22%	(256)
Apr. '06	49%	14%	17%	20%	(271)
Feb. '06	51%	16%	16%	17%	(269)
Oct. '05	52%	14%	16%	18%	(283)
July '05	49%	10%	20%	21%	(269)
July '04	48%	14%	13%	25%	(269)
Apr. '04	42%	14%	13%	32%	(266)
Feb. '04	41%	14%	12%	33%	(265)
Oct. '03	40%	13%	12%	35%	(239)
June '03	41%	23%	14%	22%	(273)
Apr. '03	44%	11%	9%	37%	(269)
Feb. '03	44%	15%	10%	31%	(331)

1st C.D.: Shea-Porter v. Bradley
Likely 2008 General Election Voters

	<u>Apr. '08</u>	<u>July '08</u>	<u>Sep. '08</u>
Bradley	45%	46%	45%
Shea-Porter	39%	40%	42%
Other	2%	1%	1%
Undecided	13%	14%	12%
(N=)	(226)	(228)	(235)

Favorability Rating – U.S. Representative Paul Hodes - NH 2nd District

"Next, I'd like to get your overall opinion of some people in the news. As I read each name, please say if you have a favorable or unfavorable opinion of this person - or if you have never heard of him or her. Congressman Paul Hodes." (Respondents were asked about Concord Attorney Paul Hodes from April 2004 to September 2006.)

<u>2nd C.D.</u>	<u>Favorable</u>	<u>Neutral</u>	<u>Unfavorable</u>	<u>Don't Know</u>	<u>(N)</u>
Sep. '08	28%	10%	22%	40%	(271)
July '08	42%	11%	16%	31%	(238)
Apr. '08	38%	16%	18%	27%	(247)
Feb. '08	37%	18%	18%	27%	(287)
Sept. '07	35%	15%	16%	34%	(278)
July '07	34%	8%	21%	36%	(254)
Apr. '07	34%	13%	18%	36%	(264)
Feb. '07	28%	18%	14%	39%	(286)
Sept. '06	11%	17%	6%	66%	(248)
July '06	11%	9%	4%	77%	(246)
Apr. '06	10%	6%	4%	81%	(235)
Feb. '06	10%	11%	1%	78%	(232)
Oct. '05	7%	7%	4%	83%	(230)
July '04	8%	8%	2%	81%	(238)
Apr. '04	6%	7%	2%	86%	(271)

Favorability Rating – Jennifer Horn - NH 2nd District

"Next, I'd like to get your overall opinion of some people in the news. As I read each name, please say if you have a favorable or unfavorable opinion of this person - or if you have never heard of him or her. Journalist Jennifer Horn."

<u>2nd C.D.</u>	<u>Favorable</u>	<u>Neutral</u>	<u>Unfavorable</u>	<u>Don't Know</u>	<u>(N)</u>
Sep. '08	16%	7%	12%	65%	(271)
July '08	9%	11%	4%	77%	(238)
Apr. '08	7%	14%	2%	77%	(248)

2nd C.D. Trial Heats: Hodes v. Horn
Likely 2008 General Election Voters

	<u>Apr. '08</u>	<u>July '08</u>	<u>Sep. '08</u>
Horn	25%	23%	26%
Hodes	52%	43%	38%
Other	2%	2%	2%
Undecided	23%	32%	33%
(N=)	(217)	(234)	(271)

Net Favorability Ratings

	Shea- Porter (1st CD)	Bradley (1st CD)	Hodes (2nd CD)	Horn (2nd CD)
Sep. '08	+12%	+7%	+6%	+4%+
July '08	+3%	+21%	+26%	+5%
Apr. '08	+11%	+20%	+20%	+5%
Feb. '08	+26%	+13%	+19%	--
Sept. '07	+12%	+16%	+19%	--
July '07	+21%	+20%	+13%	--
Apr. '07	+22%	--	+16%	--
Feb. '07	+25%	--	+14%	--
Sept. '06	+11%	+31%	+5%	--
July '06	+7%	+36%	+7%	--
Apr. '06	--	+32%	+6%	--
Feb. '06	--	+35%	+9%	--
Oct. '05	--	+36%	+3%	--
July '05	--	+29%	--	--
July '04	--	+35%	--	--
Apr. '04	--	+29%	--	--
Feb. '04	--	+29%	--	--
Oct. '03	--	+28%	--	--
June '03	--	+27%	--	--
Apr. '03	--	+35%	--	--
Feb. '03	--	+34%	--	--
June '02	--	--	--	--
Apr. '02	--	--	--	--
Feb. '02	--	--	--	--
Oct. '01	--	--	--	--

NH 1st C.D. - Shea-Porter vs. Bradley

	<u>Bradley</u>	<u>Shea-Porter</u>	<u>Other</u>	<u>Undecided</u>	<u>(N)</u>
First C.D. - 4/08	45%	39%	2%	13%	226
First C.D. - 7/08	46%	40%	1%	14%	228
First C.D. - 9/08	45%	42%	1%	12%	235
Registered Democrat	5%	89%	0%	7%	59
Undeclared	44%	38%	2%	16%	98
Registered Republican	89%	5%	0%	7%	67
Not registered	5%	46%	15%	33%	10
Democrat	8%	84%	0%	8%	99
Independent	40%	32%	0%	29%	32
Republican	84%	3%	2%	10%	97
Liberal	7%	88%	0%	5%	53
Moderate	43%	45%	1%	12%	92
Conservative	72%	10%	2%	16%	78
Union household	34%	53%	1%	12%	42
Non-union	48%	40%	1%	12%	186
5 years or less in NH	37%	42%	0%	21%	17
6 to 10 years	48%	43%	0%	8%	17
11 to 20 years	37%	47%	3%	13%	38
More than 20 years	47%	41%	0%	12%	152
18 to 34	30%	54%	0%	15%	21
35 to 49	42%	43%	0%	15%	60
50 to 64	47%	42%	1%	10%	83
65 and over	47%	39%	1%	13%	56
Male	52%	33%	3%	12%	114
Female	39%	50%	0%	11%	121
High school or less	45%	39%	4%	13%	32
Some college	37%	43%	1%	18%	48
College graduate	48%	43%	0%	9%	85
Post-graduate	46%	42%	0%	12%	62
Less than \$30K	29%	62%	0%	9%	22
\$30K to \$60K	42%	42%	0%	15%	38
\$60K to \$75K	52%	23%	6%	20%	22
\$75K to \$100K	41%	54%	0%	5%	34
More than \$100K	45%	41%	0%	14%	63
Married	53%	35%	1%	11%	164
Divorced/separated	21%	58%	1%	19%	42
Never married	30%	62%	0%	8%	22
Attend services 1 or more/week	60%	29%	1%	10%	60
1-2 times a month	49%	33%	0%	18%	32
Less often	47%	34%	2%	17%	56
Never	32%	60%	0%	8%	72
Born in NH	49%	40%	1%	11%	66
Moved from MA	46%	36%	2%	16%	74
Moved from Other NE	43%	49%	0%	9%	22
Moved from Mid-Atlantic	34%	54%	0%	11%	26
Moved from other	46%	42%	3%	8%	47
North Country	64%	24%	0%	13%	19
Central/Lakes	52%	41%	0%	7%	32
Mass Border	46%	35%	2%	16%	50
Seacoast	32%	56%	1%	11%	77
Manchester Area	52%	35%	3%	11%	57

Favorability Rating - Carol Shea-Porter - NH 1st District

	<u>Favorable</u>	<u>Neutral</u>	<u>Unfavorable</u>	<u>Don't Know</u>	<u>(N)</u>
First C.D. - 7/08	35%	9%	32%	24%	235
First C.D. - 9/08	44%	5%	31%	20%	251
Registered Democrat	80%	3%	5%	13%	64
Undeclared	42%	9%	25%	25%	103
Registered Republican	17%	2%	67%	14%	73
Not registered	20%	17%	9%	54%	11
Democrat	73%	5%	5%	16%	105
Independent	36%	14%	20%	30%	35
Republican	16%	2%	63%	20%	103
Liberal	72%	2%	6%	20%	58
Moderate	47%	6%	30%	17%	98
Conservative	21%	5%	53%	21%	81
Union household	51%	6%	27%	16%	42
Non-union	42%	5%	32%	21%	202
5 years or less in NH	27%	3%	34%	36%	19
6 to 10 years	47%	4%	21%	28%	17
11 to 20 years	49%	4%	16%	31%	42
More than 20 years	45%	5%	37%	13%	161
18 to 34	37%	9%	4%	50%	23
35 to 49	39%	4%	33%	24%	65
50 to 64	49%	6%	34%	11%	85
65 and over	45%	3%	37%	15%	61
Male	34%	6%	38%	22%	125
Female	53%	5%	24%	18%	126
High school or less	37%	4%	31%	28%	40
Some college	46%	8%	22%	24%	50
College graduate	42%	5%	36%	17%	91
Post-graduate	47%	3%	33%	17%	63
Less than \$30K	56%	3%	23%	18%	22
\$30K to \$60K	43%	2%	33%	21%	45
\$60K to \$75K	36%	0%	33%	31%	22
\$75K to \$100K	56%	6%	26%	13%	34
More than \$100K	40%	9%	32%	19%	66
Married	40%	3%	39%	18%	176
Divorced/separated	59%	11%	7%	22%	44
Never married	43%	8%	20%	28%	24
Attend services 1 or more/week	32%	7%	49%	12%	66
1-2 times a month	54%	5%	29%	12%	31
Less often	40%	6%	27%	27%	59
Never	48%	3%	25%	23%	79
Born in NH	44%	4%	33%	19%	69
Moved from MA	40%	3%	36%	21%	77
Moved from Other NE	38%	6%	26%	30%	27
Moved from Mid-Atlantic	55%	7%	24%	14%	28
Moved from other	45%	9%	27%	19%	50
North Country	39%	5%	35%	20%	20
Central/Lakes	41%	8%	30%	20%	40
Mass Border	40%	2%	32%	26%	52
Seacoast	52%	6%	25%	16%	76
Manchester Area	39%	5%	37%	19%	62

Favorability Rating - Jeb Bradley - NH 1st District

	<u>Favorable</u>	<u>Neutral</u>	<u>Unfavorable</u>	<u>Don't Know</u>	<u>(N)</u>
First C.D. - 4/08	48%	8%	27%	17%	235
First C.D. - 7/08	36%	14%	29%	21%	251
Registered Democrat	14%	12%	52%	22%	64
Undeclared	28%	19%	29%	25%	103
Registered Republican	69%	7%	13%	11%	73
Not registered	18%	23%	9%	50%	11
Democrat	11%	14%	50%	24%	105
Independent	27%	20%	25%	29%	35
Republican	65%	9%	12%	14%	103
Liberal	16%	12%	52%	20%	58
Moderate	34%	12%	34%	20%	98
Conservative	55%	14%	10%	21%	81
Union household	41%	7%	43%	9%	42
Non-union	34%	15%	27%	23%	202
5 years or less in NH	25%	6%	30%	39%	19
6 to 10 years	40%	14%	19%	28%	17
11 to 20 years	34%	14%	34%	18%	42
More than 20 years	38%	13%	31%	18%	161
18 to 34	8%	14%	21%	56%	23
35 to 49	33%	19%	28%	20%	65
50 to 64	41%	10%	38%	10%	85
65 and over	44%	8%	26%	22%	61
Male	37%	13%	29%	22%	125
Female	35%	15%	30%	21%	126
High school or less	31%	15%	27%	27%	40
Some college	33%	15%	23%	28%	50
College graduate	38%	12%	29%	21%	91
Post-graduate	39%	11%	39%	12%	63
Less than \$30K	16%	9%	54%	21%	22
\$30K to \$60K	37%	11%	26%	26%	45
\$60K to \$75K	44%	9%	17%	30%	22
\$75K to \$100K	43%	6%	34%	17%	34
More than \$100K	36%	13%	36%	14%	66
Married	43%	13%	27%	17%	176
Divorced/separated	21%	13%	38%	29%	44
Never married	13%	15%	34%	39%	24
Attend services 1 or more/week	50%	13%	21%	16%	66
1-2 times a month	48%	10%	35%	6%	31
Less often	36%	13%	26%	26%	59
Never	21%	13%	39%	26%	79
Born in NH	34%	20%	23%	23%	69
Moved from MA	43%	6%	38%	14%	77
Moved from Other NE	31%	12%	30%	27%	27
Moved from Mid-Atlantic	27%	16%	33%	24%	28
Moved from other	36%	18%	22%	24%	50
North Country	43%	12%	33%	13%	20
Central/Lakes	42%	16%	26%	16%	40
Mass Border	34%	18%	30%	18%	52
Seacoast	30%	8%	32%	30%	76
Manchester Area	39%	17%	26%	18%	62

NH 2nd C.D. - Hodes vs. Horn

	<u>Horn</u>	<u>Hodes</u>	<u>Other</u>	<u>Undecided</u>	<u>(N)</u>
Second C.D. - 4/08	25%	52%	2%	22%	217
Second C.D. - 7/08	23%	43%	2%	32%	234
Second C.D. - 9/08	26%	38%	2%	33%	270
Registered Democrat	4%	76%	0%	20%	60
Undeclared	19%	43%	4%	34%	104
Registered Republican	51%	7%	3%	39%	91
Not registered	13%	43%	0%	44%	14
Democrat	5%	72%	1%	22%	120
Independent	24%	32%	5%	39%	45
Republican	52%	2%	2%	44%	101
Liberal	7%	79%	0%	15%	52
Moderate	18%	42%	3%	37%	120
Conservative	56%	6%	3%	34%	76
Union household	8%	49%	3%	40%	42
Non-union	30%	36%	2%	32%	225
5 years or less in NH	10%	36%	0%	54%	17
6 to 10 years	26%	39%	0%	36%	19
11 to 20 years	20%	43%	0%	37%	45
More than 20 years	29%	39%	3%	30%	184
18 to 34	11%	59%	4%	26%	27
35 to 49	27%	33%	0%	40%	73
50 to 64	30%	39%	2%	28%	101
65 and over	27%	39%	0%	35%	61
Male	30%	36%	3%	31%	123
Female	23%	40%	2%	35%	147
High school or less	27%	25%	2%	46%	49
Some college	30%	34%	0%	36%	59
College graduate	29%	39%	5%	28%	80
Post-graduate	20%	51%	2%	27%	81
Less than \$30K	18%	46%	0%	37%	22
\$30K to \$60K	21%	41%	3%	35%	39
\$60K to \$75K	27%	50%	4%	20%	33
\$75K to \$100K	29%	36%	3%	31%	36
More than \$100K	35%	36%	0%	30%	63
Married	31%	36%	1%	32%	190
Divorced/separated	21%	42%	2%	35%	50
Never married	9%	46%	9%	36%	26
Attend services 1 or more/week	32%	27%	2%	39%	63
1-2 times a month	30%	34%	3%	33%	42
Less often	18%	47%	3%	31%	78
Never	28%	43%	1%	28%	80
Born in NH	23%	35%	3%	39%	76
Moved from MA	26%	38%	3%	32%	73
Moved from Other NE	33%	46%	0%	22%	33
Moved from Mid-Atlantic	36%	39%	0%	25%	41
Moved from other	18%	38%	3%	41%	47
North Country	28%	35%	0%	38%	23
Central/Lakes	23%	43%	2%	32%	52
Connecticut Valley	25%	46%	0%	29%	78
Mass Border	25%	29%	4%	42%	96
Manchester Area	44%	47%	6%	3%	20

Favorability Rating - Paul Hodes - NH 2nd District

	<u>Favorable</u>	<u>Neutral</u>	<u>Unfavorable</u>	<u>Don't Know</u>	<u>(N)</u>
Second CD - 7/08	42%	11%	16%	31%	238
Second CD - 9/08	28%	10%	22%	40%	271
Registered Democrat	50%	8%	4%	38%	60
Undeclared	33%	8%	26%	33%	105
Registered Republican	10%	13%	32%	45%	91
Not registered	24%	7%	3%	66%	14
Democrat	46%	5%	9%	40%	120
Independent	25%	24%	20%	31%	46
Republican	9%	8%	38%	45%	101
Liberal	44%	7%	7%	42%	52
Moderate	36%	13%	21%	31%	121
Conservative	10%	8%	37%	45%	76
Union household	39%	13%	17%	32%	42
Non-union	26%	9%	23%	42%	227
5 years or less in NH	21%	25%	0%	54%	17
6 to 10 years	26%	8%	31%	35%	19
11 to 20 years	19%	14%	25%	43%	45
More than 20 years	31%	8%	22%	39%	185
18 to 34	21%	15%	8%	55%	27
35 to 49	24%	11%	19%	46%	73
50 to 64	29%	8%	28%	35%	102
65 and over	35%	10%	21%	35%	62
Male	29%	8%	28%	35%	124
Female	28%	11%	17%	44%	147
High school or less	30%	1%	20%	49%	50
Some college	16%	15%	22%	47%	59
College graduate	29%	10%	26%	35%	80
Post-graduate	35%	11%	20%	34%	81
Less than \$30K	48%	7%	10%	34%	22
\$30K to \$60K	26%	11%	21%	42%	39
\$60K to \$75K	35%	13%	23%	30%	33
\$75K to \$100K	34%	10%	24%	32%	37
More than \$100K	25%	8%	25%	42%	63
Married	27%	11%	24%	38%	190
Divorced/separated	29%	8%	20%	43%	50
Never married	27%	3%	14%	56%	26
Attend services 1 or more/week	29%	7%	21%	43%	63
1-2 times a month	31%	9%	26%	34%	42
Less often	27%	15%	15%	43%	78
Never	28%	7%	26%	38%	80
Born in NH	32%	7%	18%	43%	76
Moved from MA	17%	17%	22%	44%	73
Moved from Other NE	35%	3%	27%	35%	34
Moved from Mid-Atlantic	32%	8%	28%	32%	41
Moved from other	32%	9%	19%	40%	47
North Country	11%	20%	28%	41%	23
Central/Lakes	39%	6%	19%	36%	53
Connecticut Valley	41%	7%	21%	31%	78
Mass Border	18%	11%	20%	51%	97
Manchester Area	22%	14%	39%	25%	20

Favorability Rating - Jennifer Horn - NH 2nd District

	<u>Favorable</u>	<u>Neutral</u>	<u>Unfavorable</u>	<u>Don't Know</u>	<u>(N)</u>
Second C.D. - 4/08	9%	11%	4%	77%	238
Second C.D. - 7/08	16%	7%	12%	65%	271
Registered Democrat	2%	7%	22%	69%	60
Undeclared	10%	6%	14%	69%	105
Registered Republican	33%	7%	6%	54%	91
Not registered	3%	7%	0%	90%	14
Democrat	4%	4%	17%	74%	120
Independent	12%	14%	17%	57%	46
Republican	31%	6%	5%	58%	101
Liberal	5%	2%	11%	82%	52
Moderate	11%	11%	16%	62%	121
Conservative	34%	4%	7%	56%	76
Union household	5%	8%	27%	60%	42
Non-union	17%	7%	9%	67%	227
5 years or less in NH	0%	22%	0%	78%	17
6 to 10 years	8%	0%	7%	86%	19
11 to 20 years	15%	4%	4%	78%	45
More than 20 years	18%	7%	17%	58%	185
18 to 34	4%	11%	4%	81%	27
35 to 49	13%	8%	9%	70%	73
50 to 64	19%	6%	13%	62%	102
65 and over	19%	6%	16%	59%	62
Male	17%	7%	18%	59%	124
Female	15%	7%	8%	70%	147
High school or less	11%	3%	8%	78%	50
Some college	20%	11%	4%	65%	59
College graduate	17%	6%	14%	62%	80
Post-graduate	13%	7%	19%	61%	81
Less than \$30K	17%	0%	3%	80%	22
\$30K to \$60K	13%	12%	7%	67%	39
\$60K to \$75K	14%	9%	13%	63%	33
\$75K to \$100K	15%	12%	12%	61%	37
More than \$100K	18%	3%	9%	70%	63
Married	17%	6%	14%	63%	190
Divorced/separated	16%	7%	11%	65%	50
Never married	6%	8%	5%	81%	26
Attend services 1 or more/week	20%	8%	12%	61%	63
1-2 times a month	14%	9%	16%	61%	42
Less often	12%	8%	10%	70%	78
Never	17%	3%	12%	68%	80
Born in NH	16%	5%	13%	67%	76
Moved from MA	13%	8%	17%	62%	73
Moved from Other NE	17%	6%	12%	65%	34
Moved from Mid-Atlantic	17%	4%	11%	69%	41
Moved from other	17%	12%	6%	65%	47
North Country	16%	11%	8%	65%	23
Central/Lakes	8%	4%	18%	70%	53
Connecticut Valley	19%	6%	6%	69%	78
Mass Border	17%	7%	14%	62%	97
Manchester Area	20%	7%	20%	52%	20